

# Isolation amplifier - MACX MCR-SL-2NAM-T-SP - 2924281

Please be informed that the data shown in this PDF Document is generated from our Online Catalog. Please find the complete data in the user's documentation. Our General Terms of Use for Downloads are valid (<http://phoenixcontact.com/download>)




NAMUR 2-channel signal conditioner for operating proximity sensors and switches. The signals are transmitted to the control level via transistor outputs (passive). Line fault detection, 3-way electrical isolation, SIL 2, Push-in connection.

## Your advantages

- ✓ Power supply and error indication possible via DIN rail connector
- ✓ Up to SIL 2 according to EN 61508
- ✓ Installation in zone 2, protection type "n" (EN 60079-15) permitted
- ✓ Line fault detection (LFD), can be activated/deactivated, error indicated by red flashing LED with disabling of transistor output
- ✓ Input for NAMUR proximity sensors (EN 60947-5-6), floating contacts or contacts with resistance circuit
- ✓ LED indicators for supply voltage, switching state, and malfunction according to NAMUR NE 44
- ✓ 2-channel
- ✓ Transistor signal output (passive); up to 5 kHz
- ✓ 3-way electrical isolation
- ✓ Direction of operation can be selected (operating or closed circuit current behavior)



## Key Commercial Data

Packing unit	1 pc
GTIN	 4 046356 491754
GTIN	4046356491754

## Technical data

### Note

Utilization restriction	EMC: class A product, see manufacturer's declaration in the download area
-------------------------	---

### Dimensions

Width	12.5 mm
Height	116 mm

# Isolation amplifier - MACX MCR-SL-2NAM-T-SP - 2924281

## Technical data

### Dimensions

Depth	114.5 mm
-------	----------

### Ambient conditions

Ambient temperature (operation)	-20 °C ... 60 °C (Any mounting position)
Ambient temperature (storage/transport)	-40 °C ... 80 °C
Maximum altitude	≤ 2000 m
Permissible humidity (operation)	10 % ... 95 % (non-condensing)
Noise immunity	EN 61000-6-2

### Input data

Non-load voltage	~ 8 V DC
Switching points (attenuated)	< 1.2 mA (blocking)
Switching points (unattenuated)	> 2.1 mA (conductive)
Available input sources	NAMUR proximity sensors (EN 60947-5-6)
Short-circuit current	~ 8 mA
Switching hysteresis	< 0.2 mA
Line fault detection	Break 0.05 mA < IIN < 0.35 mA
	Short circuit 100 Ω < RSensor < 360 Ω

### Output data

Switching output	1 transistor output, passive (per channel)
Minimum switching voltage	3 V DC
Maximum switching voltage	30 V DC
Min. contact current	5 mA (short-circuit-proof)
Max. switching current	50 mA (short-circuit-proof)
Switching frequency	≤ 5 kHz

### Power supply

Nominal supply voltage	24 V DC
Supply voltage range	19.2 V DC ... 30 V DC (24 V DC -20%...+25%)
Max. current consumption	< 34 mA (24 V DC)
Power dissipation	1000 mW
Power consumption	1000 mW

### Connection data

Conductor cross section solid min.	0.2 mm <sup>2</sup>
Conductor cross section solid max.	1.5 mm <sup>2</sup>
Conductor cross section flexible min.	0.2 mm <sup>2</sup>
Conductor cross section flexible max.	1.5 mm <sup>2</sup>
Conductor cross section AWG min.	24
Conductor cross section AWG max.	16
Stripping length	8 mm
Connection method	Push-in connection

# Isolation amplifier - MACX MCR-SL-2NAM-T-SP - 2924281

## Technical data

### General

No. of channels	2
Status display	Green LED (supply voltage) LED yellow (switching state) Red LED (line errors)
Flammability rating according to UL 94	V0
Degree of pollution	2
Overvoltage category	II
Electromagnetic compatibility	Conformance with EMC directive
Interference emission	EN 61000-6-4
Housing material	PA 6.6-FR
Color	gray
Designation	Input/output
Electrical isolation	375 V (Peak value in accordance with EN 60079-11)
Designation	Input/output/supply, DIN rail connector
Electrical isolation	300 V <sub>rms</sub> (Rated insulation voltage (overvoltage category II; degree of pollution 2, safe isolation as per EN 61010-1)) 2.5 kV (50 Hz, 1 min., test voltage)
Designation	Input/supply, DIN rail connector
Electrical isolation	375 V (Peak value in accordance with EN 60079-11)
Designation	Output 1/output 2
Electrical isolation	50 V <sub>rms</sub> (Rated insulation voltage (overvoltage category II; degree of pollution 2, basic insulation as per EN 61010-1)) 1 kV (50 Hz, 1 min., test voltage)
Conformance	CE-compliant, additionally EN 61326
ATEX	# II 3 G Ex nA IIC T4 Gc X
UL, USA/Canada	UL 508 Listed UL 61010 Listed Class I, Div. 2, Groups A, B, C, D T4 Class I, Zone 2, Group IIC T4
SIL	2

### Safety characteristic data

Safety Integrity Level (SIL)	1
	1

### EMC data

Designation	Electromagnetic RF field
Standards/regulations	EN 61000-4-3
Evaluation criterion	A
Designation	Fast transients (burst)
Standards/regulations	EN 61000-4-4
Evaluation criterion	A

# Isolation amplifier - MACX MCR-SL-2NAM-T-SP - 2924281

## Technical data

### EMC data

Designation	Conducted interferences
Standards/regulations	EN 61000-4-6
Evaluation criterion	A

### Standards and Regulations

Electromagnetic compatibility	Conformance with EMC directive
Noise emission	EN 61000-6-4
Designation	Electromagnetic RF field
Standards/regulations	EN 61000-4-3
Evaluation criterion	A
Standards/regulations	EN 61000-4-4
Designation	Conducted interferences
Standards/regulations	EN 61000-4-6
Evaluation criterion	A
Flammability rating according to UL 94	V0
Conformance	CE-compliant, additionally EN 61326
ATEX	# II 3 G Ex nA IIC T4 Gc X
UL, USA/Canada	UL 508 Listed
	UL 61010 Listed
	Class I, Div. 2, Groups A, B, C, D T4
	Class I, Zone 2, Group IIC T4
DNV GL-Temperature	B
DNV GL-Humidity	B
DNV GL-Vibration	A
DNV GL-EMC	B
DNV GL-Enclosure	Required protection according to the Rules shall be provided upon installation on board

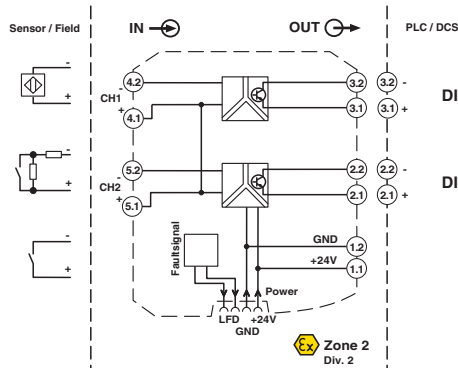
### Environmental Product Compliance

China RoHS	Environmentally Friendly Use Period = 50
	For details about hazardous substances go to tab "Downloads", Category "Manufacturer's declaration"

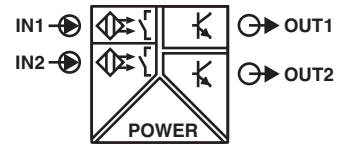
## Drawings

# Isolation amplifier - MACX MCR-SL-2NAM-T-SP - 2924281

Block diagram



Pictogram



## Approvals

### Approvals

#### Approvals

DNV GL / UL Listed / cUL Listed / Functional Safety / cULus Listed

#### Ex Approvals

ATEX / UL Listed / cUL Listed / EAC Ex / cULus Listed

### Approval details

DNV GL		<a href="https://approvalfinder.dnvgl.com/">https://approvalfinder.dnvgl.com/</a>	TAA00000AG
--------	--	---	------------

UL Listed		<a href="http://database.ul.com/cgi-bin/XYV/template/LISEXT/1FRAME/index.htm">http://database.ul.com/cgi-bin/XYV/template/LISEXT/1FRAME/index.htm</a>	FILE E 330267
-----------	--	---	---------------

cUL Listed		<a href="http://database.ul.com/cgi-bin/XYV/template/LISEXT/1FRAME/index.htm">http://database.ul.com/cgi-bin/XYV/template/LISEXT/1FRAME/index.htm</a>	FILE E 330267
------------	--	---	---------------

Functional Safety			07-06-39 R006 V1R2
-------------------	--	--	--------------------

cULus Listed			
--------------	--	--	--

---

Phoenix Contact 2019 © - all rights reserved  
<http://www.phoenixcontact.com>

PHOENIX CONTACT GmbH & Co. KG  
Flachsmarktstr. 8  
32825 Blomberg  
Germany  
Tel. +49 5235 300  
Fax +49 5235 3 41200  
<http://www.phoenixcontact.com>